

Safer Night-time Entertainment Precincts



Jennifer West
Safer City Program
Adelaide City Council

Issues:

- Anti-social and criminal behaviour associated with binge drinking in the entertainment precincts

Aim:

- Reduce criminal and anti-social behaviour
- Improve public perceptions of safety in night-time entertainment precincts



Projects and Programs

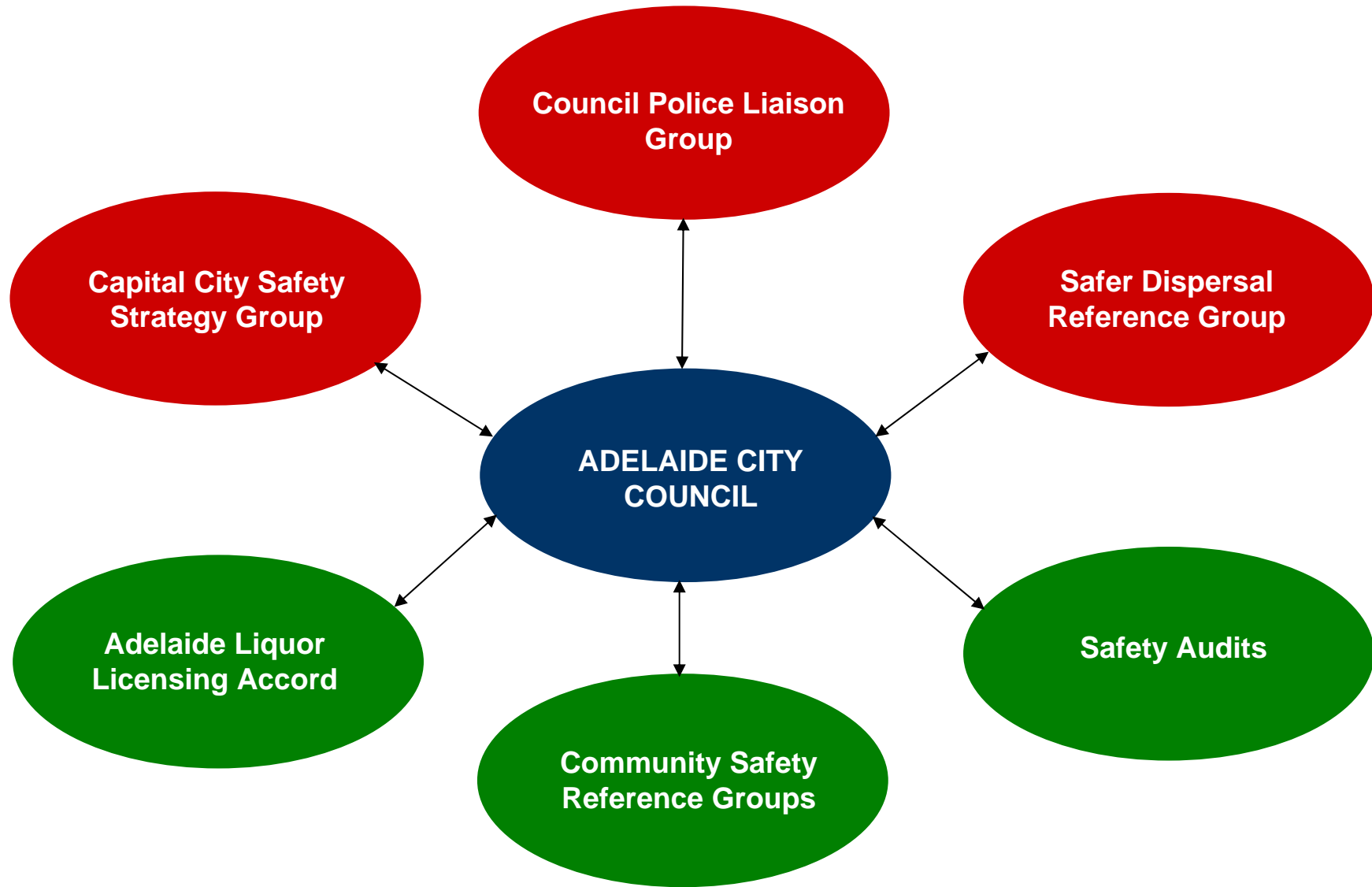
- Adelaide Liquor Licensing Accord
- Liquor Licensing Policy and Development Plan Amendment
- Dry Area Regulation
- **Safer Dispersal Program**
- **Late-Night Safety Audits**
- CCTV surveillance
- **GIS mapping**
- **Safety focussed community reference groups**
- **Council Police Liaison Group**

The Approach

- Proactive leadership role
- Build good relationships with police, licensing authority, licensees and local communities
- Multi-faceted approach
- Build capacity to manage issues



Strategic Partnerships



Community Partnerships

Strategic Partnership

Police

Licensing

Dept Premier & Cabinet

Dept of Transport

Taxi Council

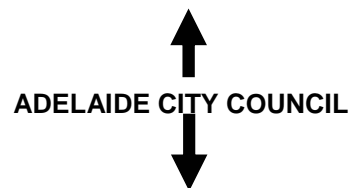
Capital City Safety Strategy Group



Council / Police Liaison Group



Safer Dispersal Reference Group



ADELAIDE CITY COUNCIL

Community Partnerships

Police

Licensing

Licensees

Key Stakeholders

Community

Adelaide Liquor Licensing Accord



Community Safety Reference Groups



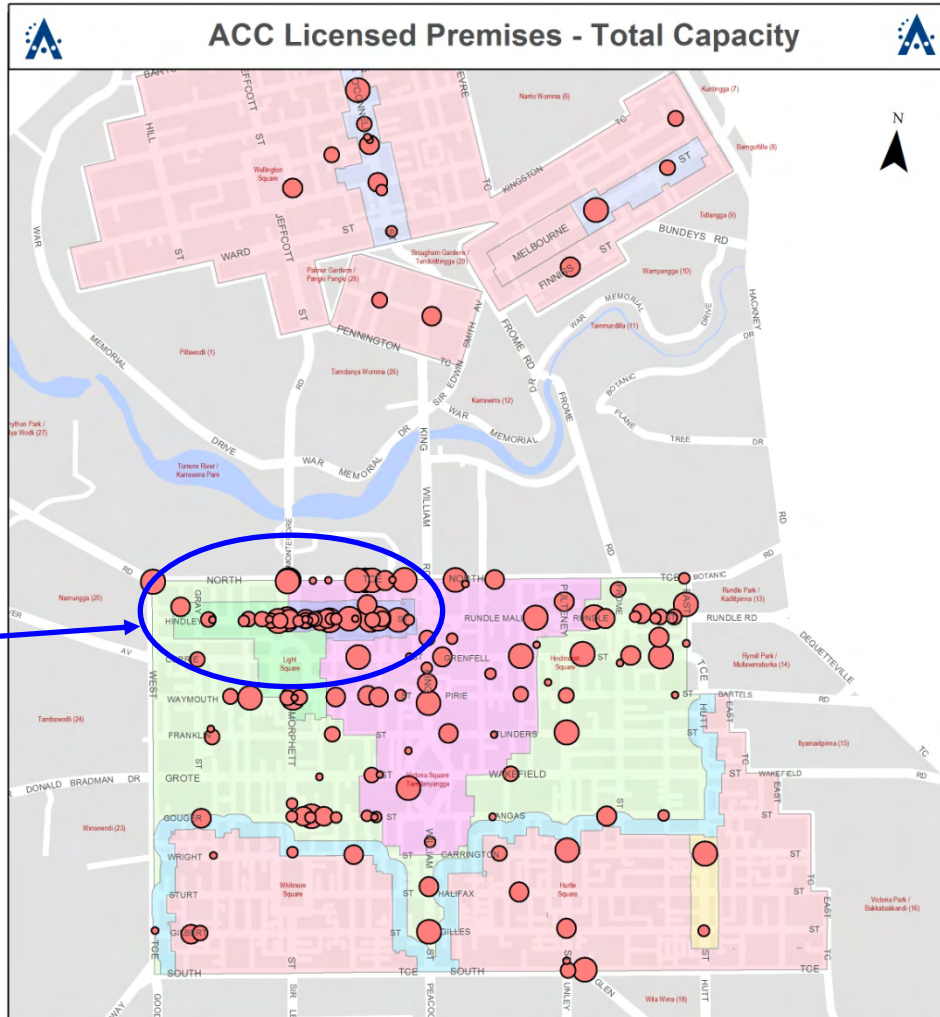
Safety Audits



Council Police Liaison Group

- Liaison on development assessment / licensing matters and events
- Share information / provide input on development proposals that may impact on:
 - behaviours in the public realm
 - quality of life and resident amenity, through:
 - noise from music / patron behaviour / movement / trading hours
 - criminal matters





West End Precinct

| Precincts Hours of Operation | Total Capacity |
|------------------------------------------------------------------------------------------------------------------------------------------------------------------------------------------|----------------------------------------------------------------------------------------------------------------------------------------------------------|
| 12 midnight any day | 0 - 130 |
| 1am Sat/Sun, 12 midnight other days | 131 - 216 |
| 1am Sat/Sun, 12 midnight other days (entertainment to fin) | 217 - 303 |
| 2am Sat/Sun, 12 midnight other days (entertainment to fin) | 304 - 478 |
| 3am (live entertainment 1am) | 479 - 5130 |
| 3am Monday to Wednesday, 5am Thursday to Sunday | |
| 5am close | |
| 6am Saturday and Sunday, 5am Monday to Friday | |

250 125 0 Metres

West End Late-Night Safety Audits

- Late Saturday night to Sunday morning
- Volunteers
- Police support
- Auditors rate how safe they feel:
 - lighting, sightlines, cleanliness congestion and behaviour
- Council addresses safety at the 10 most unsafe locations



Blyth Street improvements



Before

2007 = 5.9 or 3rd most unsafe site

2008 = 4.9 or 9th most unsafe site

2009 = 3.6 or 31st most unsafe site



After

Rosina Street improvements

- Car park lighting
- Music at night
- Traffic direction change
- Safety ranking has increased over time

2007 = 5.9 safety ranking
2008 = 4.5 safety ranking
2009 = 4.1 safety ranking
2010 = 3.1 safety ranking



Safer Dispersal Program

Managed taxi ranks introduced:

- Good lighting
- Clear signs
- CCTV coverage
- Concierge
- Security officer



Who benefits and how

Late-Night Patrons:

- Reduced likelihood of becoming a victim of crime

Emergency Services:

- Reduced demand on Police and Emergency Department services

Council:

- Improved community / working relationships

Traders and Community:

- Improved trade / civic pride / perceptions of safety

